

Scaled data based on original data using  
LM-79-08 Approved Method: Electrical and Photometric Measurements of Solid-  
State Lighting Products

Test Report Prepared for  
Cooper Lighting Solutions  
(formerly Eaton)

Brand: McGRAW-EDISON

Report Number: P226896

Luminaire Tested: **ISW-AF-350-LED-E1-SL3-8030-ULG**

Issue Date: 3/3/2020

**Test Information**

Test Method: LM-79-08  
Report Number: P226896  
TEST IS SCALED FROM IESNA LM-79-08 TEST DATA (P35946)-DOWNLIGHT AND  
Test Lab: INNOVATION CENTER-P3  
Issue Date: 3/3/2020  
Manufacturer: COOPER LIGHTING SOLUTIONS (FORMERLY EATON)  
Product Line: MCGRAW-EDISON  
Catalog Number: ISW-AF-350-LED-E1-SL3-8030-ULG  
Description: IMPACT ELITE LED WEDGE LUMINAIRE WITH UPLIGHT  
LIGHT SQUARE WITH ACCULED OPTICS-TYPE III W/SPILL CONTROL, WITH UPLIGHT  
GLOW  
Light Source: (16) 3000K CCT, 80 CRI LEDs and (1) UPLIGHT LED  
Ballast/Driver: ELECTRONIC DRIVER

**Summary**

Lumens per Lamp: N/A  
Luminaire Lumens: 3666.9 lumens  
Efficiency: N/A  
Efficacy: 99.7 lumens/watt  
Luminous Opening: Rectangular w/ Sides (W: 0.5' x L: 0.5' x H: 0.54')  
IES Classification: Type II - Short - Non-Cutoff  
BUG Rating: B0 - U5 - G1

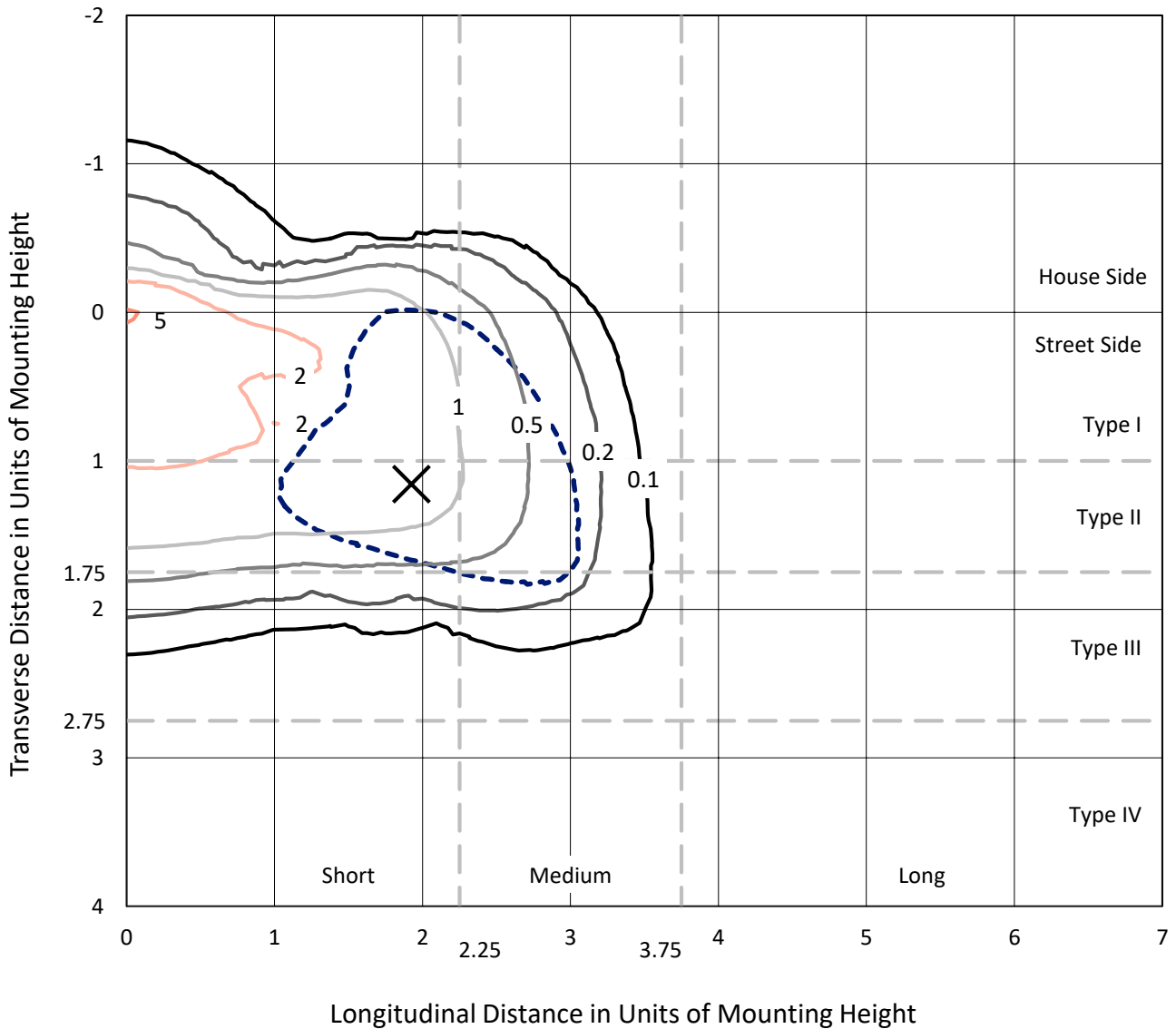
Input Watts (W): 36.79  
Input Voltage (V): 120  
Input Current (Ain): NR  
Voltage Rise (V): NR  
Power Factor: NR  
Total Harmonic Distortion (THDi): NR  
Frequency (hertz): 60  
Stabilization Time: NR  
Operation Time: NR  
Ambient Temperature (°C): NR  
Test Distance: 25 FT



REPORT NUMBER: P226896  
 CATALOG NUMBER: ISW-AF-350-LED-E1-SL3-8030-ULG

### Iso-Footcandle Lines of Horizontal Illumination

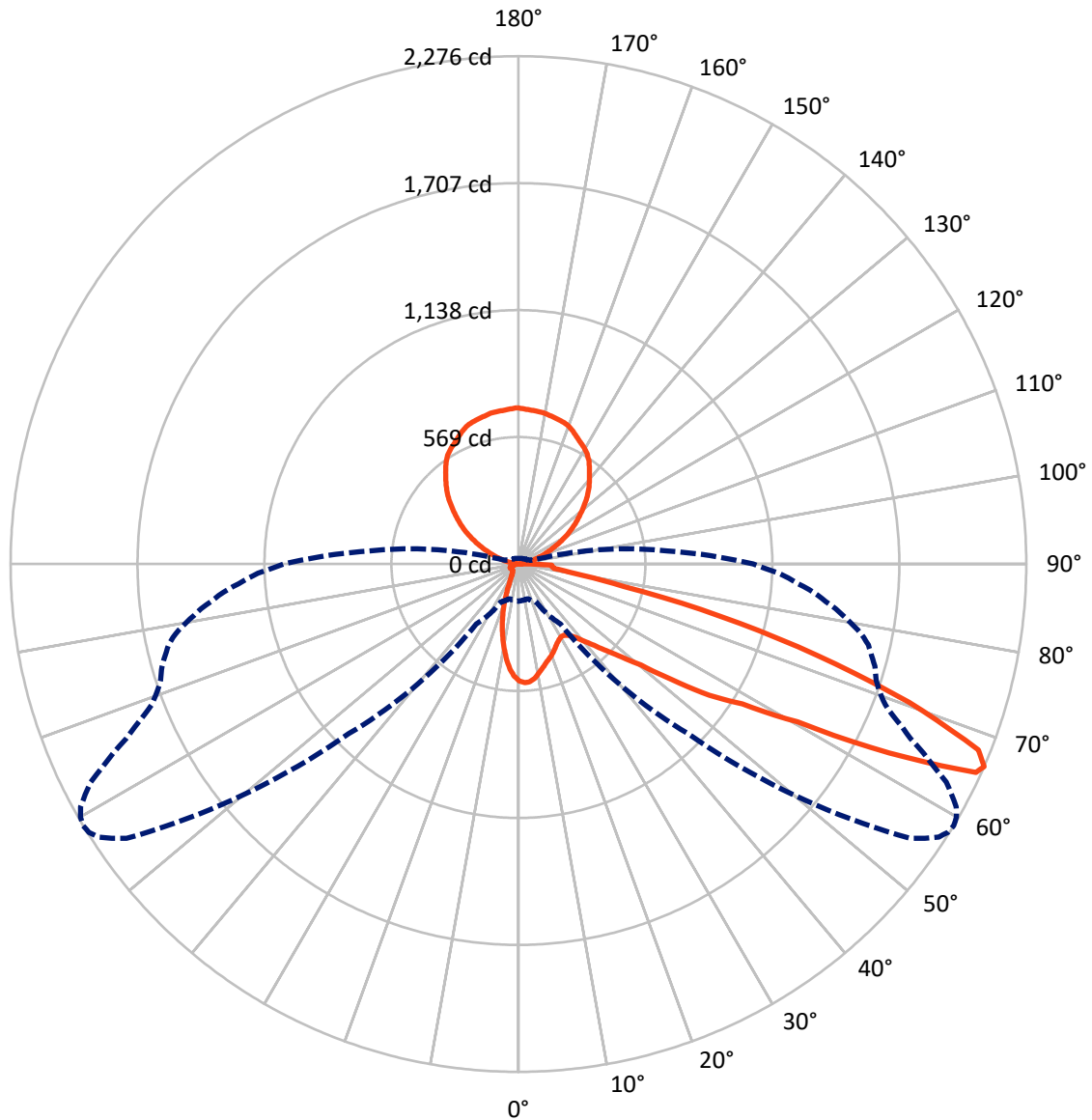
× Max cd  
 - - - 1/2 Max cd



Based on 10 foot mounting height. Maximum calculated value = 5.2 fc  
 Type II - Short - Non-Cutoff

REPORT NUMBER: P226896  
CATALOG NUMBER: ISW-AF-350-LED-E1-SL3-8030-ULG

### Luminous Intensity Polar Plot



— Vertical Plane Through 59-Deg Lateral    - - - Horizontal Cone Through 66-Deg Vertical

REPORT NUMBER: P226896

CATALOG NUMBER: ISW-AF-350-LED-E1-SL3-8030-ULG

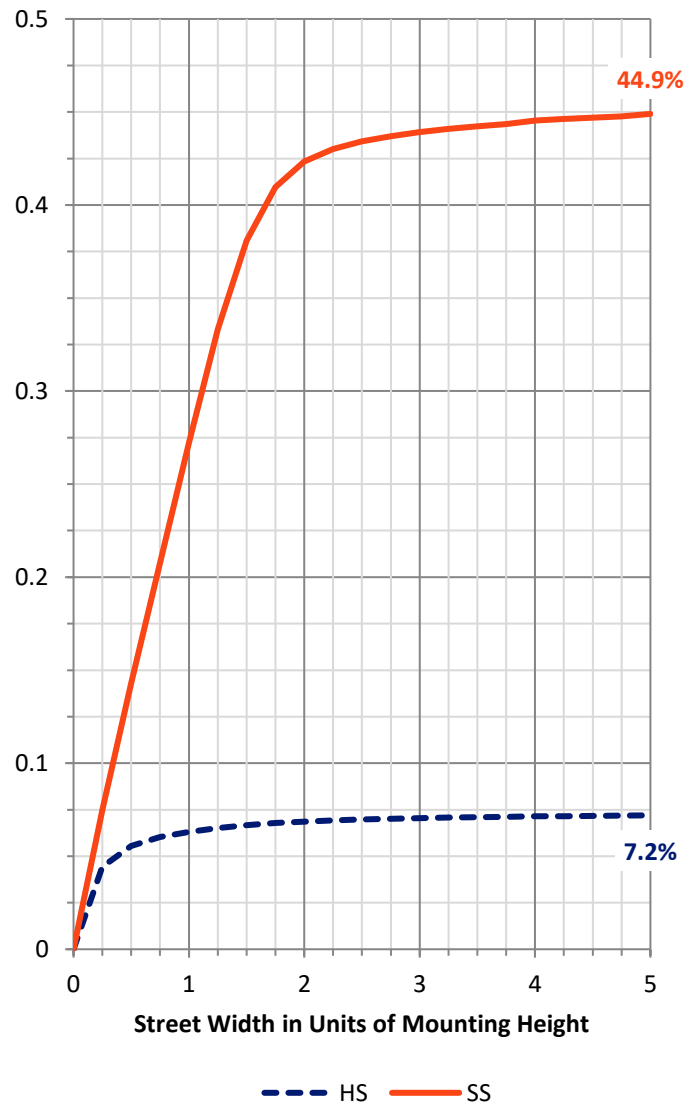
**FLUX DISTRIBUTION:**

		Downward	Upward	Total
<b>House Side</b>	Lumens	268.4	867.7	1136.1
	% Fixture	7.3	23.7	31.0
<b>Street Side</b>	Lumens	1662.6	868.3	2530.8
	% Fixture	45.3	23.7	69.0
<b>Total</b>	Lumens	1931.0	1736.0	3666.9
	% Fixture	52.7	47.3	100.0

**Coefficient of Utilization**

**ZONAL LUMENS:**

Zone	Lumens	% Fixture
0°-10°	44.7	1.2
10°-20°	94.5	2.6
20°-30°	118.5	3.2
30°-40°	162.1	4.4
40°-50°	260.8	7.1
50°-60°	453.1	12.4
60°-70°	550.5	15.0
70°-80°	205.4	5.6
80°-90°	41.4	1.1
90°-100°	10.1	0.3
100°-110°	57.4	1.6
110°-120°	166.1	4.5
120°-130°	273.2	7.4
130°-140°	336.8	9.2
140°-150°	344.6	9.4
150°-160°	290.3	7.9
160°-170°	191.2	5.2
170°-180°	66.3	1.8
0°-90°	1931.0	52.7
0°-180°	3666.9	100.0



REPORT NUMBER: P226896

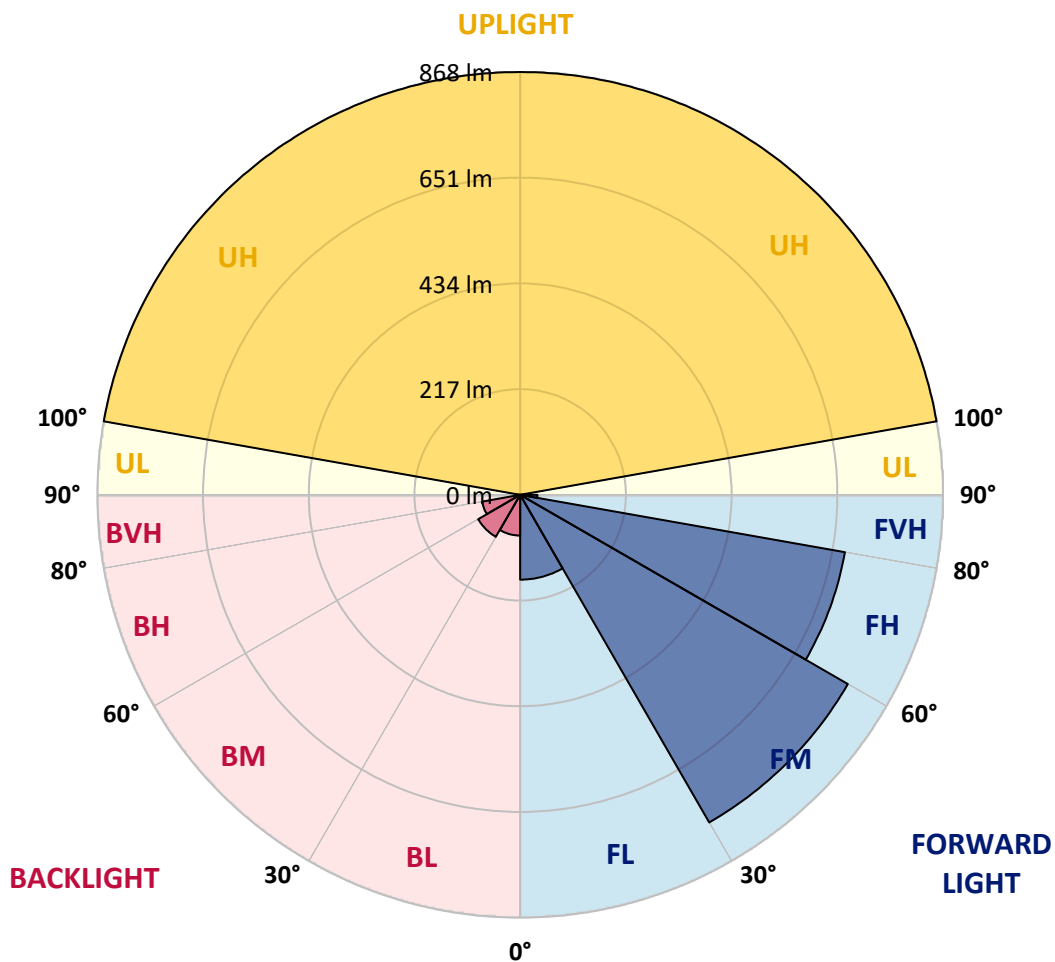
CATALOG NUMBER: ISW-AF-350-LED-E1-SL3-8030-ULG

**LUMINAIRE CLASSIFICATION SYSTEM LUMEN TABLE AND BUG RATING:**

Zone	Lumens	% Fixture	Zone Rating/Lumen Limit		
			B	U	G
FL (0°-30°)	174.1	4.7			
FM (30°-60°)	776.4	21.2			
FH (60°-80°)	676.7	18.5			G1/1800
FVH (80°-90°)	35.4	1.0			G1/100
BL (0°-30°)	83.5	2.3	B0/110		
BM (30°-60°)	99.6	2.7	B0/220		
BH (60°-80°)	79.2	2.2	B0/110		G0/110
BVH (80°-90°)	6.1	0.2			G0/10
UL (90°-100°)	10.1	0.3		U2/50	
UH (100°-180°)	867.7	23.7		U4/1000	

**BUG Rating: B0-U5-G1**

Type II Short





REPORT NUMBER: P226896

CATALOG NUMBER: ISW-AF-350-LED-E1-SL3-8030-ULG

**CANDELA DISTRIBUTION (FULL):**

	0°	5°	15°	25°	35°	45°	55°	56°	57°	58°	59°
0°	524.5	524.5	524.5	524.5	524.5	524.5	524.5	524.5	524.5	524.5	524.5
2.5°	538.1	536.4	539.6	538.4	539.3	534.9	534.0	533.1	533.7	532.8	532.8
5°	525.4	524.5	528.4	530.5	532.2	531.6	531.3	531.3	531.6	529.6	529.9
7.5°	488.1	487.5	492.9	496.7	505.3	510.3	516.8	517.1	517.7	516.8	518.6
10°	448.5	450.2	455.0	461.2	473.9	481.6	494.0	496.4	497.3	497.6	497.9
12.5°	410.6	408.8	414.7	426.6	443.7	456.2	471.8	473.0	474.5	476.6	478.6
15°	376.8	378.9	383.6	396.1	414.1	431.6	452.0	453.2	456.2	457.9	460.9
17.5°	353.7	353.7	359.1	370.6	387.5	409.7	435.4	437.5	439.9	442.2	445.5
20°	342.2	342.2	344.3	351.1	365.9	387.2	418.3	420.6	424.8	427.4	431.9
22.5°	341.3	341.0	340.7	342.2	351.1	367.6	399.9	403.2	406.7	410.9	414.7
25°	350.8	351.7	348.1	345.7	346.6	354.3	382.4	384.2	391.0	393.7	398.4
27.5°	364.4	365.9	362.9	359.4	354.0	349.0	367.6	370.6	375.0	379.5	385.4
30°	383.9	383.6	383.3	381.0	370.6	354.9	363.2	365.3	369.1	372.7	377.7
32.5°	404.9	407.3	409.1	407.9	397.2	370.6	369.4	371.2	374.8	376.8	380.1
35°	432.2	433.4	440.2	440.2	429.5	398.7	386.9	388.4	390.1	391.0	393.4
37.5°	462.1	466.2	476.3	482.2	465.6	433.7	414.4	414.4	415.3	415.9	417.4
40°	496.7	502.6	516.5	527.8	517.1	477.2	450.5	453.2	452.3	451.1	454.4
42.5°	537.0	543.5	560.3	571.0	564.8	529.6	499.1	497.3	500.0	496.4	497.6
45°	583.7	588.8	605.9	617.2	622.2	593.8	562.7	559.2	559.2	551.5	554.7
47.5°	625.8	627.2	643.8	663.7	679.9	680.5	636.7	634.4	628.7	623.7	622.5
50°	664.8	669.3	679.9	701.5	735.6	765.2	738.5	731.1	724.9	706.3	711.9
52.5°	732.6	741.2	748.0	761.0	801.3	861.4	894.2	882.7	881.2	864.4	860.5
55°	745.4	746.2	768.7	843.9	938.7	981.9	1044.9	1044.6	1049.4	1044.0	1039.0
57.5°	685.6	678.5	716.1	815.2	1005.5	1227.6	1208.3	1210.4	1204.2	1187.9	1182.9
60°	534.0	539.9	580.5	706.9	957.3	1386.2	1513.2	1475.6	1502.6	1460.2	1437.4
62.5°	300.5	293.6	321.2	454.1	785.3	1394.5	1928.5	1932.7	1945.7	1922.0	1866.3
65°	193.9	190.9	188.3	229.7	470.7	1219.9	2158.2	2209.1	2239.6	2252.1	2252.9
66°	166.7	164.3	161.0	188.0	328.0	1074.8	2143.4	2197.9	2246.4	2269.5	2276.3
67.5°	141.8	138.2	137.6	155.7	228.2	833.9	2002.2	2087.8	2130.7	2190.5	2223.0
70°	108.3	106.6	111.9	134.4	175.2	392.5	1595.5	1707.1	1781.1	1827.9	1858.1
72.5°	90.9	90.3	97.7	122.8	166.1	222.6	1116.8	1236.7	1314.0	1358.7	1400.1
75°	71.0	71.6	81.4	117.2	165.2	193.9	648.9	763.1	808.1	878.6	932.4
77.5°	53.3	52.7	60.4	94.7	161.0	196.6	337.2	384.5	434.0	469.8	482.8
80°	37.3	37.9	43.2	65.1	125.5	202.2	210.2	221.1	231.5	243.0	245.4
82.5°	24.9	25.2	32.0	44.7	87.0	193.0	196.3	191.2	183.2	173.2	162.2
85°	15.1	15.7	22.8	30.2	67.5	174.6	203.1	189.7	177.6	164.3	151.0
87.5°	7.7	8.6	13.6	17.8	40.0	86.1	211.4	201.6	185.0	164.6	149.8
90°	7.1	7.1	10.0	12.4	16.0	24.5	60.3	55.2	31.4	53.2	30.3
92.5°	4.0	4.0	5.0	6.0	6.0	6.0	7.0	7.0	7.0	7.0	7.0
95°	5.0	5.0	6.0	7.0	7.0	7.0	7.0	7.1	7.2	7.3	7.4
97.5°	7.0	7.0	8.0	8.0	9.0	9.0	12.0	11.8	11.6	11.4	11.2
100°	8.0	8.0	9.0	10.0	12.0	21.0	29.0	28.7	28.4	28.1	27.8
102.5°	11.0	11.0	13.0	18.0	27.0	40.0	50.0	49.7	49.4	49.1	48.8
105°	21.0	22.0	27.0	36.0	48.0	63.0	72.0	71.8	71.6	71.4	71.2
107.5°	41.0	42.0	49.0	58.0	73.0	88.0	95.0	94.9	94.8	94.7	94.6

REPORT NUMBER: P226896

CATALOG NUMBER: ISW-AF-350-LED-E1-SL3-8030-ULG

**CANDELA DISTRIBUTION (continued):**

	0°	5°	15°	25°	35°	45°	55°	56°	57°	58°	59°
110°	66.0	68.0	74.0	87.0	102.0	114.0	120.0	120.1	120.2	120.3	120.4
112.5°	99.0	99.0	106.0	121.0	134.0	143.0	148.0	148.2	148.4	148.6	148.8
115°	140.0	139.0	147.0	159.0	168.0	174.0	179.0	179.3	179.6	179.9	180.2
117.5°	184.0	184.0	189.0	197.0	202.0	205.0	211.0	211.4	211.8	212.2	212.6
120°	225.0	223.0	226.0	233.0	237.0	243.0	246.0	246.4	246.8	247.2	247.6
122.5°	263.0	260.0	261.0	267.0	271.0	277.0	279.0	279.4	279.8	280.2	280.6
125°	298.0	294.0	296.0	299.0	305.0	310.0	313.0	313.2	313.4	313.6	313.8
127.5°	330.0	329.0	329.0	333.0	339.0	340.0	345.0	345.1	345.2	345.3	345.4
130°	363.0	361.0	362.0	366.0	370.0	372.0	377.0	377.4	377.8	378.2	378.6
132.5°	396.0	394.0	393.0	401.0	404.0	405.0	411.0	411.5	412.0	412.5	413.0
135°	429.0	426.0	426.0	432.0	435.0	437.0	443.0	443.5	444.0	444.5	445.0
137.5°	460.0	457.0	459.0	460.0	464.0	468.0	473.0	473.2	473.4	473.6	473.8
140°	488.0	485.0	487.0	489.0	491.0	497.0	500.0	500.2	500.4	500.6	500.8
142.5°	518.0	515.0	517.0	518.0	521.0	525.0	527.0	527.6	528.2	528.8	529.4
145°	550.0	546.0	544.0	547.0	550.0	551.0	556.0	556.6	557.2	557.8	558.4
147.5°	575.0	572.0	571.0	574.0	574.0	575.0	580.0	580.5	581.0	581.5	582.0
150°	595.0	592.0	593.0	593.0	593.0	593.0	597.0	597.3	597.6	597.9	598.2
152.5°	611.0	608.0	608.0	609.0	610.0	610.0	611.0	611.3	611.6	611.9	612.2
155°	629.0	625.0	625.0	627.0	630.0	628.0	626.0	626.5	627.0	627.5	628.0
157.5°	646.0	643.0	643.0	644.0	646.0	645.0	644.0	644.4	644.8	645.2	645.6
160°	663.0	660.0	659.0	656.0	655.0	655.0	658.0	658.6	659.2	659.8	660.4
162.5°	673.0	669.0	669.0	665.0	661.0	663.0	667.0	667.4	667.8	668.2	668.6
165°	681.0	678.0	676.0	676.0	673.0	673.0	672.0	672.5	673.0	673.5	674.0
167.5°	690.0	687.0	684.0	686.0	688.0	685.0	678.0	678.6	679.2	679.8	680.4
170°	698.0	695.0	692.0	692.0	693.0	691.0	686.0	686.3	686.6	686.9	687.2
172.5°	699.0	697.0	695.0	693.0	690.0	690.0	689.0	689.3	689.6	689.9	690.2
175°	700.0	698.0	697.0	695.0	691.0	690.0	690.0	690.5	691.0	691.5	692.0
177.5°	707.0	705.0	700.0	699.0	697.0	695.0	694.0	694.5	695.0	695.5	696.0
180°	700.0	700.0	700.0	700.0	700.0	700.0	700.0	700.0	700.0	700.0	700.0





REPORT NUMBER: P226896

CATALOG NUMBER: ISW-AF-350-LED-E1-SL3-8030-ULG

**CANDELA DISTRIBUTION (continued):**

	60°	61°	62°	63°	64°	65°	66°	67°	68°	69°	70°
0°	524.5	524.5	524.5	524.5	524.5	524.5	524.5	524.5	524.5	524.5	524.5
2.5°	532.5	533.1	532.5	531.6	532.5	531.6	531.3	531.0	531.3	530.7	530.5
5°	529.9	530.5	530.5	528.7	528.4	529.6	527.8	528.4	527.8	527.2	526.0
7.5°	517.1	517.4	517.7	516.5	517.4	517.4	516.8	516.8	516.2	516.5	515.4
10°	499.4	500.6	501.7	501.1	500.9	503.5	502.3	503.2	503.2	502.3	502.6
12.5°	480.1	482.2	483.7	483.7	484.9	487.8	487.5	488.1	490.5	490.5	489.6
15°	462.4	464.4	466.8	468.6	471.0	473.0	474.5	476.9	478.1	478.1	479.5
17.5°	448.5	451.4	454.1	455.0	458.2	461.8	462.7	465.6	467.4	468.3	470.1
20°	434.8	438.1	441.4	444.3	447.3	451.4	453.5	455.3	458.2	460.0	462.7
22.5°	418.9	423.9	428.0	431.6	436.6	440.2	444.3	447.3	450.8	453.5	455.6
25°	403.8	410.6	416.2	419.7	426.6	431.6	436.6	441.1	445.5	449.3	452.3
27.5°	389.8	397.5	404.4	410.0	417.4	425.4	430.4	437.8	443.7	449.0	452.6
30°	383.0	389.6	396.7	403.2	410.6	420.6	428.9	438.4	445.8	452.6	457.9
32.5°	384.5	390.4	396.7	402.3	410.0	421.2	429.8	440.8	451.7	460.6	467.4
35°	396.4	401.7	405.8	410.9	417.7	426.3	435.4	447.0	460.6	472.4	481.3
37.5°	421.2	422.7	426.8	430.7	434.2	442.2	450.8	460.6	476.3	488.7	501.1
40°	452.0	455.9	459.7	461.5	465.6	470.7	474.5	484.9	498.8	515.1	528.7
42.5°	497.9	499.4	500.0	500.6	502.0	505.6	511.2	520.7	534.3	548.8	563.9
45°	549.4	551.2	552.9	553.8	551.8	553.8	559.8	564.2	577.5	591.1	610.4
47.5°	620.7	615.4	612.7	616.3	614.5	619.0	621.6	624.3	640.3	656.6	672.8
50°	712.2	708.9	704.8	705.1	708.4	705.4	707.2	716.9	722.3	735.9	757.5
52.5°	858.4	848.4	832.7	825.9	829.7	827.4	828.2	830.3	826.8	839.5	857.8
55°	1039.0	1026.0	1015.6	1009.7	987.8	986.0	971.5	966.2	954.6	966.8	962.6
57.5°	1167.8	1159.5	1154.1	1136.4	1126.3	1106.2	1100.3	1093.2	1077.2	1085.2	1092.3
60°	1416.4	1386.8	1376.7	1345.7	1335.3	1316.1	1291.5	1279.4	1271.1	1278.8	1274.0
62.5°	1831.4	1790.3	1782.3	1708.6	1690.5	1646.1	1599.9	1593.7	1567.7	1551.4	1547.5
65°	2236.7	2177.8	2133.6	2053.1	1998.7	1935.3	1864.9	1813.4	1760.4	1733.7	1698.5
66°	2266.9	2243.5	2199.1	2152.0	2072.7	2003.4	1923.5	1867.8	1808.3	1761.6	1731.4
67.5°	2215.3	2202.9	2187.2	2155.3	2105.5	2041.0	1965.2	1894.2	1822.5	1767.5	1719.2
70°	1872.6	1886.2	1903.9	1895.7	1867.2	1842.1	1775.2	1735.5	1681.6	1609.4	1579.8
72.5°	1413.5	1449.9	1437.4	1390.7	1368.8	1351.3	1327.0	1300.4	1223.1	1214.2	1179.3
75°	909.3	897.2	905.2	848.4	809.6	793.6	735.9	712.2	654.2	616.6	587.9
77.5°	479.2	455.6	437.2	387.2	351.4	330.3	302.2	269.1	218.2	215.2	168.7
80°	222.3	204.2	187.7	170.2	152.7	129.7	112.5	91.8	81.1	69.6	64.8
82.5°	151.0	139.4	129.4	117.8	104.5	88.5	76.4	64.8	55.4	49.7	45.3
85°	136.8	124.3	113.1	98.6	84.7	71.3	58.3	48.2	39.4	34.3	31.4
87.5°	132.9	117.5	105.7	90.0	76.4	62.8	50.3	39.1	30.5	24.9	21.3
90°	24.9	26.3	21.4	21.0	14.1	15.8	14.0	12.0	12.3	11.4	11.7
92.5°	7.0	7.0	7.0	7.0	7.0	7.0	6.9	6.8	6.7	6.6	6.5
95°	7.5	7.6	7.7	7.8	7.9	8.0	7.9	7.8	7.7	7.6	7.5
97.5°	11.0	10.8	10.6	10.4	10.2	10.0	9.9	9.8	9.7	9.6	9.5
100°	27.5	27.2	26.9	26.6	26.3	26.0	25.7	25.4	25.1	24.8	24.5
102.5°	48.5	48.2	47.9	47.6	47.3	47.0	46.5	46.0	45.5	45.0	44.5
105°	71.0	70.8	70.6	70.4	70.2	70.0	69.5	69.0	68.5	68.0	67.5
107.5°	94.5	94.4	94.3	94.2	94.1	94.0	93.6	93.2	92.8	92.4	92.0



REPORT NUMBER: P226896

CATALOG NUMBER: ISW-AF-350-LED-E1-SL3-8030-ULG

**CANDELA DISTRIBUTION (continued):**

	60°	61°	62°	63°	64°	65°	66°	67°	68°	69°	70°
110°	120.5	120.6	120.7	120.8	120.9	121.0	120.8	120.6	120.4	120.2	120.0
112.5°	149.0	149.2	149.4	149.6	149.8	150.0	149.9	149.8	149.7	149.6	149.5
115°	180.5	180.8	181.1	181.4	181.7	182.0	181.7	181.4	181.1	180.8	180.5
117.5°	213.0	213.4	213.8	214.2	214.6	215.0	214.5	214.0	213.5	213.0	212.5
120°	248.0	248.4	248.8	249.2	249.6	250.0	249.5	249.0	248.5	248.0	247.5
122.5°	281.0	281.4	281.8	282.2	282.6	283.0	282.5	282.0	281.5	281.0	280.5
125°	314.0	314.2	314.4	314.6	314.8	315.0	314.5	314.0	313.5	313.0	312.5
127.5°	345.5	345.6	345.7	345.8	345.9	346.0	346.0	346.0	346.0	346.0	346.0
130°	379.0	379.4	379.8	380.2	380.6	381.0	381.0	381.0	381.0	381.0	381.0
132.5°	413.5	414.0	414.5	415.0	415.5	416.0	415.8	415.6	415.4	415.2	415.0
135°	445.5	446.0	446.5	447.0	447.5	448.0	447.9	447.8	447.7	447.6	447.5
137.5°	474.0	474.2	474.4	474.6	474.8	475.0	475.1	475.2	475.3	475.4	475.5
140°	501.0	501.2	501.4	501.6	501.8	502.0	502.2	502.4	502.6	502.8	503.0
142.5°	530.0	530.6	531.2	531.8	532.4	533.0	533.0	533.0	533.0	533.0	533.0
145°	559.0	559.6	560.2	560.8	561.4	562.0	561.9	561.8	561.7	561.6	561.5
147.5°	582.5	583.0	583.5	584.0	584.5	585.0	585.1	585.2	585.3	585.4	585.5
150°	598.5	598.8	599.1	599.4	599.7	600.0	600.3	600.6	600.9	601.2	601.5
152.5°	612.5	612.8	613.1	613.4	613.7	614.0	614.4	614.8	615.2	615.6	616.0
155°	628.5	629.0	629.5	630.0	630.5	631.0	631.5	632.0	632.5	633.0	633.5
157.5°	646.0	646.4	646.8	647.2	647.6	648.0	648.2	648.4	648.6	648.8	649.0
160°	661.0	661.6	662.2	662.8	663.4	664.0	663.7	663.4	663.1	662.8	662.5
162.5°	669.0	669.4	669.8	670.2	670.6	671.0	670.9	670.8	670.7	670.6	670.5
165°	674.5	675.0	675.5	676.0	676.5	677.0	677.3	677.6	677.9	678.2	678.5
167.5°	681.0	681.6	682.2	682.8	683.4	684.0	684.4	684.8	685.2	685.6	686.0
170°	687.5	687.8	688.1	688.4	688.7	689.0	689.5	690.0	690.5	691.0	691.5
172.5°	690.5	690.8	691.1	691.4	691.7	692.0	692.2	692.4	692.6	692.8	693.0
175°	692.5	693.0	693.5	694.0	694.5	695.0	695.1	695.2	695.3	695.4	695.5
177.5°	696.5	697.0	697.5	698.0	698.5	699.0	699.2	699.4	699.6	699.8	700.0
180°	700.0	700.0	700.0	700.0	700.0	700.0	700.0	700.0	700.0	700.0	700.0



REPORT NUMBER: P226896

CATALOG NUMBER: ISW-AF-350-LED-E1-SL3-8030-ULG

**CANDELA DISTRIBUTION (continued):**

	71°	72°	73°	74°	75°	76°	77°	78°	79°	80°	81°
0°	524.5	524.5	524.5	524.5	524.5	524.5	524.5	524.5	524.5	524.5	524.5
2.5°	529.9	529.0	529.9	529.6	528.4	528.7	529.0	527.8	527.2	527.2	526.9
5°	525.1	524.5	525.1	524.8	523.1	522.8	522.8	521.9	520.7	519.8	519.2
7.5°	513.9	514.5	514.2	513.3	512.4	512.4	511.5	509.4	508.3	507.1	505.9
10°	501.1	501.1	501.4	501.1	499.7	499.1	497.9	496.7	497.0	494.0	491.7
12.5°	489.9	489.9	489.6	489.0	488.1	487.8	487.8	484.3	483.4	482.5	479.8
15°	479.2	479.8	479.8	479.8	478.4	478.4	476.9	474.5	474.5	471.8	469.2
17.5°	471.0	471.8	471.5	471.8	472.1	470.4	467.7	466.2	464.4	463.0	459.4
20°	463.8	464.4	464.7	464.7	463.8	462.7	460.3	457.9	456.7	453.8	449.3
22.5°	457.3	458.5	458.8	458.8	457.6	456.7	454.4	450.8	448.5	444.9	440.8
25°	454.7	456.2	455.3	455.9	454.7	452.6	449.3	446.4	442.8	438.4	434.0
27.5°	455.6	457.6	457.0	456.7	455.3	453.8	449.6	446.1	441.9	436.6	431.0
30°	460.9	464.4	463.0	461.8	461.5	457.9	454.1	449.0	444.3	438.1	431.6
32.5°	471.0	472.7	473.0	472.1	470.7	467.7	462.4	455.9	450.5	443.1	435.4
35°	487.5	489.3	488.7	488.7	487.2	482.5	476.0	469.5	462.1	453.8	445.8
37.5°	510.6	513.9	513.3	512.1	510.3	504.7	499.7	491.7	483.4	472.4	463.3
40°	539.6	544.7	549.1	548.2	544.1	539.0	534.3	525.1	516.8	504.7	494.6
42.5°	578.7	585.5	591.1	595.3	593.5	587.0	578.7	574.9	563.0	550.6	540.2
45°	628.7	642.9	648.0	653.0	653.0	648.9	647.1	639.4	627.0	610.4	600.6
47.5°	694.7	713.7	719.3	727.9	732.9	728.5	725.2	712.2	703.9	681.1	678.8
50°	775.0	793.9	809.3	819.4	817.9	821.7	814.0	806.6	795.1	776.4	769.9
52.5°	877.4	892.5	906.4	912.3	918.5	917.6	915.9	910.8	896.3	886.3	869.7
55°	982.5	994.9	1011.8	1021.5	1029.5	1028.0	1021.2	1009.1	1011.8	990.7	981.6
57.5°	1102.0	1115.7	1134.0	1143.2	1146.7	1164.8	1160.4	1158.9	1153.9	1146.5	1137.0
60°	1307.8	1311.6	1326.7	1349.8	1378.2	1372.6	1379.7	1384.4	1388.0	1371.4	1370.2
62.5°	1552.9	1557.6	1570.6	1575.4	1579.5	1580.1	1570.6	1570.6	1554.4	1533.0	1516.5
65°	1686.7	1676.9	1668.0	1663.0	1652.0	1642.3	1628.1	1608.8	1581.3	1548.4	1518.8
66°	1705.9	1686.1	1674.5	1661.8	1644.3	1626.3	1609.4	1583.1	1550.8	1511.7	1472.7
67.5°	1687.3	1660.0	1633.1	1614.4	1590.2	1557.6	1528.0	1497.2	1466.7	1413.2	1376.7
70°	1517.1	1484.5	1454.9	1414.0	1375.6	1343.6	1292.7	1239.1	1195.0	1138.8	1102.9
72.5°	1126.6	1088.1	1049.7	992.2	936.3	928.0	864.1	801.0	767.3	722.0	685.6
75°	556.5	508.0	439.0	408.2	363.5	341.6	329.5	283.9	272.9	228.2	227.6
77.5°	157.2	135.0	119.9	104.5	98.0	93.2	77.0	73.7	66.9	65.7	61.9
80°	59.5	56.2	54.8	53.3	51.8	50.9	50.3	48.0	46.8	45.0	44.1
82.5°	42.9	41.7	39.1	38.2	37.0	35.2	34.9	33.4	32.6	30.8	30.2
85°	29.0	27.5	26.0	24.6	24.0	23.7	22.8	22.2	21.6	20.7	20.4
87.5°	19.5	18.1	16.3	15.7	15.4	15.7	16.0	15.4	15.1	14.5	14.2
90°	11.4	12.3	12.0	12.0	12.6	11.8	11.6	11.7	11.2	11.0	10.5
92.5°	6.4	6.3	6.2	6.1	6.0	6.0	6.0	6.0	6.0	6.0	6.0
95°	7.4	7.3	7.2	7.1	7.0	7.0	7.0	7.0	7.0	7.0	7.0
97.5°	9.4	9.3	9.2	9.1	9.0	8.9	8.8	8.7	8.6	8.5	8.4
100°	24.2	23.9	23.6	23.3	23.0	22.6	22.2	21.8	21.4	21.0	20.6
102.5°	44.0	43.5	43.0	42.5	42.0	41.7	41.4	41.1	40.8	40.5	40.2
105°	67.0	66.5	66.0	65.5	65.0	64.6	64.2	63.8	63.4	63.0	62.6
107.5°	91.6	91.2	90.8	90.4	90.0	89.7	89.4	89.1	88.8	88.5	88.2



REPORT NUMBER: P226896  
 CATALOG NUMBER: ISW-AF-350-LED-E1-SL3-8030-ULG

REPORT N  
 CATALOG

**CANDELA DISTRIBUTION (continued):**

**CANDELA**

	71°	72°	73°	74°	75°	76°	77°	78°	79°	80°	81°	
110°	119.8	119.6	119.4	119.2	119.0	118.7	118.4	118.1	117.8	117.5	117.2	0°
112.5°	149.4	149.3	149.2	149.1	149.0	148.8	148.6	148.4	148.2	148.0	147.8	2.5°
115°	180.2	179.9	179.6	179.3	179.0	178.8	178.6	178.4	178.2	178.0	177.8	5°
117.5°	212.0	211.5	211.0	210.5	210.0	209.8	209.6	209.4	209.2	209.0	208.8	7.5°
120°	247.0	246.5	246.0	245.5	245.0	244.8	244.6	244.4	244.2	244.0	243.8	10°
122.5°	280.0	279.5	279.0	278.5	278.0	277.8	277.6	277.4	277.2	277.0	276.8	12.5°
125°	312.0	311.5	311.0	310.5	310.0	310.0	310.0	310.0	310.0	310.0	310.0	15°
127.5°	346.0	346.0	346.0	346.0	346.0	345.9	345.8	345.7	345.6	345.5	345.4	17.5°
130°	381.0	381.0	381.0	381.0	381.0	380.8	380.6	380.4	380.2	380.0	379.8	20°
132.5°	414.8	414.6	414.4	414.2	414.0	414.0	414.0	414.0	414.0	414.0	414.0	22.5°
135°	447.4	447.3	447.2	447.1	447.0	447.3	447.6	447.9	448.2	448.5	448.8	25°
137.5°	475.6	475.7	475.8	475.9	476.0	476.5	477.0	477.5	478.0	478.5	479.0	27.5°
140°	503.2	503.4	503.6	503.8	504.0	504.5	505.0	505.5	506.0	506.5	507.0	30°
142.5°	533.0	533.0	533.0	533.0	533.0	533.1	533.2	533.3	533.4	533.5	533.6	32.5°
145°	561.4	561.3	561.2	561.1	561.0	560.7	560.4	560.1	559.8	559.5	559.2	35°
147.5°	585.6	585.7	585.8	585.9	586.0	585.7	585.4	585.1	584.8	584.5	584.2	37.5°
150°	601.8	602.1	602.4	602.7	603.0	603.3	603.6	603.9	604.2	604.5	604.8	40°
152.5°	616.4	616.8	617.2	617.6	618.0	618.5	619.0	619.5	620.0	620.5	621.0	42.5°
155°	634.0	634.5	635.0	635.5	636.0	636.2	636.4	636.6	636.8	637.0	637.2	45°
157.5°	649.2	649.4	649.6	649.8	650.0	650.0	650.0	650.0	650.0	650.0	650.0	47.5°
160°	662.2	661.9	661.6	661.3	661.0	660.9	660.8	660.7	660.6	660.5	660.4	50°
162.5°	670.4	670.3	670.2	670.1	670.0	669.8	669.6	669.4	669.2	669.0	668.8	52.5°
165°	678.8	679.1	679.4	679.7	680.0	679.8	679.6	679.4	679.2	679.0	678.8	55°
167.5°	686.4	686.8	687.2	687.6	688.0	688.0	688.0	688.0	688.0	688.0	688.0	57.5°
170°	692.0	692.5	693.0	693.5	694.0	694.2	694.4	694.6	694.8	695.0	695.2	60°
172.5°	693.2	693.4	693.6	693.8	694.0	694.2	694.4	694.6	694.8	695.0	695.2	62.5°
175°	695.6	695.7	695.8	695.9	696.0	695.8	695.6	695.4	695.2	695.0	694.8	65°
177.5°	700.2	700.4	700.6	700.8	701.0	700.7	700.4	700.1	699.8	699.5	699.2	66°
180°	700.0	700.0	700.0	700.0	700.0	700.0	700.0	700.0	700.0	700.0	700.0	67.5°
												70°
												72.5°
												75°
												77.5°
												80°
												82.5°
												85°
												87.5°
												90°
												92.5°
												95°
												97.5°
												100°
												102.5°
												105°
												107.5°

NUMBER: P226896  
 NUMBER: ISW-AF-350-LED-E1-SL3-8030-ULG

REPORT NUMBER: P  
 CATALOG NUMBER:

**DISTRIBUTION (continued):**

**CANDELA DISTRIBUTION**

82°	83°	84°	85°	86°	87°	88°	89°	90°	95°	105°	82°	
524.5	524.5	524.5	524.5	524.5	524.5	524.5	524.5	524.5	524.5	524.5	110°	116.9
526.3	525.4	525.7	524.5	524.2	524.8	525.1	525.1	524.2	518.9	512.7	112.5°	147.6
518.6	516.8	516.5	515.7	514.2	515.9	515.1	513.6	511.8	505.6	493.5	115°	177.6
504.4	503.2	501.7	500.6	499.7	499.1	498.8	497.3	494.0	482.5	462.1	117.5°	208.6
490.8	489.3	487.5	484.9	483.7	481.9	481.9	478.4	476.0	461.5	431.3	120°	243.6
477.5	474.8	473.9	472.1	468.9	467.4	465.3	461.8	458.2	440.8	401.1	122.5°	276.6
467.4	464.7	460.9	459.7	456.2	452.9	450.2	445.5	441.6	418.6	369.4	125°	310.0
456.4	454.4	450.2	447.6	443.7	439.9	435.4	429.5	426.8	397.5	339.2	127.5°	345.3
447.6	442.8	438.1	435.7	431.0	426.6	422.1	415.0	409.7	376.8	307.3	130°	379.6
437.2	433.1	428.0	423.9	417.4	412.3	407.3	399.9	393.4	355.8	275.0	132.5°	414.0
430.1	424.2	418.9	414.1	406.7	400.8	393.7	385.7	379.2	335.7	239.5	135°	449.1
426.0	420.0	413.2	407.3	398.7	391.9	384.2	375.3	367.1	319.4	206.0	137.5°	479.5
424.8	417.7	410.6	403.2	394.3	385.7	376.5	367.6	357.0	303.7	169.6	140°	507.5
428.3	419.7	411.8	402.9	392.5	382.7	373.6	362.0	351.4	290.1	133.8	142.5°	533.7
438.1	427.7	418.6	408.8	397.0	386.3	375.3	362.3	350.5	280.6	102.4	145°	558.9
453.5	443.7	433.1	423.3	409.7	397.8	385.7	371.8	357.6	276.8	77.3	147.5°	583.9
484.6	471.5	460.6	450.2	434.5	422.4	408.5	391.6	375.6	280.3	64.5	150°	605.1
528.1	511.8	501.7	492.6	473.0	459.7	443.7	424.5	406.4	290.4	56.8	152.5°	621.5
588.2	575.7	557.7	543.5	523.6	508.8	491.1	468.0	447.9	304.6	53.0	155°	637.4
663.4	647.1	629.3	614.8	593.2	567.5	548.8	521.0	498.2	326.8	51.2	157.5°	650.0
755.4	735.9	711.9	699.8	669.9	649.7	624.9	595.0	566.0	361.1	52.1	160°	660.3
855.5	834.5	815.8	792.7	765.5	743.0	719.3	687.6	651.2	426.3	55.7	162.5°	668.6
961.1	947.5	929.8	899.9	885.1	856.7	826.5	791.5	765.2	510.9	64.2	165°	678.6
1115.1	1100.3	1098.2	1068.9	1046.4	1020.6	997.0	968.0	936.9	661.3	84.4	167.5°	688.0
1351.9	1336.5	1319.0	1296.2	1269.6	1237.6	1208.3	1169.2	1134.6	812.0	93.8	170°	695.4
1492.2	1463.8	1432.4	1397.8	1359.0	1319.3	1280.0	1229.9	1179.6	821.1	84.7	172.5°	695.4
1480.4	1445.1	1405.2	1358.1	1317.2	1268.4	1226.1	1161.5	1115.7	731.1	69.0	175°	694.6
1436.5	1388.3	1350.7	1307.5	1256.3	1212.5	1167.8	1104.1	1051.7	670.5	63.1	177.5°	698.9
1324.4	1283.2	1231.1	1189.7	1151.8	1099.4	1057.4	997.9	961.7	581.4	56.5	180°	700.0
1058.5	1001.7	957.6	925.3	882.4	835.0	797.7	747.7	715.8	384.8	48.8		
616.6	602.4	552.9	525.1	499.1	460.6	431.0	407.0	365.0	186.5	43.2		
190.0	176.7	174.9	148.6	157.2	134.4	130.8	119.0	119.0	71.6	34.0		
60.7	59.5	57.1	53.9	52.7	52.7	51.2	50.9	48.5	38.5	25.5		
42.9	42.0	41.1	40.3	39.7	40.0	38.8	38.2	37.6	27.8	20.1		
29.6	28.7	26.9	26.9	26.3	26.0	26.3	25.2	24.9	19.5	16.9		
20.1	19.8	19.5	19.2	18.9	18.6	18.4	17.5	16.9	13.6	11.8		
13.3	11.2	11.0	9.5	9.2	8.9	8.3	8.9	9.8	9.8	7.7		
10.6	10.1	10.2	10.0	9.4	9.7	9.7	9.1	9.1	10.0	11.7		
6.0	6.0	6.0	6.0	6.0	6.0	6.0	6.0	6.0	6.0	6.0		
7.0	7.0	7.0	7.0	7.0	7.0	7.0	7.0	7.0	7.0	7.0		
8.3	8.2	8.1	8.0	8.0	8.0	8.0	8.0	8.0	8.0	9.0		
20.2	19.8	19.4	19.0	19.0	19.0	19.0	19.0	19.0	19.0	23.0		
39.9	39.6	39.3	39.0	38.8	38.6	38.4	38.2	38.0	39.0	42.0		
62.2	61.8	61.4	61.0	61.0	61.0	61.0	61.0	61.0	61.0	65.0		
87.9	87.6	87.3	87.0	86.8	86.6	86.4	86.2	86.0	87.0	90.0		

'226896  
 ISW-AF-350-LED-E1-SL3-8030-ULG

REPORT NUMBER: P226896  
 CATALOG NUMBER: ISW-AF-3!

**TION (continued):**

**CANDELA DISTRIBUTION (con**

83°	84°	85°	86°	87°	88°	89°	90°	95°	105°		115°	125°
116.6	116.3	116.0	116.2	116.4	116.6	116.8	117.0	116.0	119.0	0°	524.5	524.5
147.4	147.2	147.0	147.0	147.0	147.0	147.0	147.0	147.0	149.0	2.5°	507.4	502.6
177.4	177.2	177.0	177.2	177.4	177.6	177.8	178.0	177.0	179.0	5°	480.4	469.8
208.4	208.2	208.0	208.2	208.4	208.6	208.8	209.0	208.0	210.0	7.5°	444.0	423.3
243.4	243.2	243.0	243.0	243.0	243.0	243.0	243.0	243.0	245.0	10°	402.3	372.4
276.4	276.2	276.0	276.2	276.4	276.6	276.8	277.0	276.0	278.0	12.5°	359.1	320.9
310.0	310.0	310.0	310.0	310.0	310.0	310.0	310.0	310.0	310.0	15°	318.8	268.2
345.2	345.1	345.0	345.4	345.8	346.2	346.6	347.0	345.0	346.0	17.5°	276.5	214.0
379.4	379.2	379.0	379.2	379.4	379.6	379.8	380.0	379.0	381.0	20°	235.9	161.6
414.0	414.0	414.0	414.2	414.4	414.6	414.8	415.0	414.0	414.0	22.5°	190.0	113.4
449.4	449.7	450.0	450.2	450.4	450.6	450.8	451.0	450.0	447.0	25°	139.4	82.3
480.0	480.5	481.0	481.2	481.4	481.6	481.8	482.0	481.0	476.0	27.5°	99.5	65.7
508.0	508.5	509.0	509.4	509.8	510.2	510.6	511.0	509.0	504.0	30°	74.3	55.4
533.8	533.9	534.0	534.4	534.8	535.2	535.6	536.0	534.0	533.0	32.5°	59.5	48.0
558.6	558.3	558.0	558.4	558.8	559.2	559.6	560.0	558.0	561.0	35°	50.6	43.5
583.6	583.3	583.0	583.4	583.8	584.2	584.6	585.0	583.0	586.0	37.5°	45.3	40.6
605.4	605.7	606.0	606.8	607.6	608.4	609.2	610.0	606.0	603.0	40°	42.3	39.1
622.0	622.5	623.0	624.0	625.0	626.0	627.0	628.0	623.0	618.0	42.5°	40.6	37.6
637.6	637.8	638.0	638.6	639.2	639.8	640.4	641.0	638.0	636.0	45°	39.7	36.7
650.0	650.0	650.0	651.0	652.0	653.0	654.0	655.0	650.0	650.0	47.5°	39.1	35.5
660.2	660.1	660.0	661.2	662.4	663.6	664.8	666.0	660.0	661.0	50°	38.5	35.5
668.4	668.2	668.0	669.2	670.4	671.6	672.8	674.0	668.0	670.0	52.5°	38.8	36.1
678.4	678.2	678.0	678.8	679.6	680.4	681.2	682.0	678.0	680.0	55°	40.3	36.1
688.0	688.0	688.0	689.2	690.4	691.6	692.8	694.0	688.0	688.0	57.5°	42.6	36.1
695.6	695.8	696.0	697.0	698.0	699.0	700.0	701.0	696.0	694.0	60°	44.4	36.7
695.6	695.8	696.0	697.0	698.0	699.0	700.0	701.0	696.0	694.0	62.5°	45.0	37.9
694.4	694.2	694.0	695.0	696.0	697.0	698.0	699.0	694.0	696.0	65°	44.4	38.5
698.6	698.3	698.0	698.8	699.6	700.4	701.2	702.0	698.0	701.0	66°	43.8	38.5
700.0	700.0	700.0	700.0	700.0	700.0	700.0	700.0	700.0	700.0	67.5°	42.9	37.9
										70°	40.8	35.5
										72.5°	36.7	32.0
										75°	31.4	25.8
										77.5°	25.5	20.7
										80°	18.9	15.7
										82.5°	13.9	12.1
										85°	9.8	8.6
										87.5°	5.9	5.3
										90°	10.5	8.5
										92.5°	7.0	7.0
										95°	8.0	7.0
										97.5°	10.0	12.0
										100°	26.0	29.0
										102.5°	47.0	50.0
										105°	70.0	72.0
										107.5°	94.0	95.0



REPORT NUMBER: P226896

CATALOG NUMBER: ISW-AF-350-LED-E1-

50-LED-E1-SL3-8030-ULG

**tinued):**

135°	145°	155°	165°	175°	180°
524.5	524.5	524.5	524.5	524.5	524.5
499.4	499.1	491.7	490.2	485.2	487.8
457.0	452.0	438.7	436.0	430.4	428.9
406.4	392.5	381.9	370.0	358.8	364.4
347.2	323.8	300.5	285.1	278.8	276.8
291.0	248.9	219.6	189.4	178.8	182.6
222.9	174.9	135.9	118.4	108.3	106.6
157.2	112.2	94.1	89.7	87.6	87.6
106.6	85.5	78.7	76.7	76.7	77.0
81.1	71.9	69.0	69.3	70.5	70.7
67.2	63.6	62.2	64.2	66.6	66.9
58.0	57.1	57.4	60.1	62.5	62.8
50.9	51.8	53.0	55.4	57.4	58.0
45.9	47.4	48.2	49.7	50.9	51.2
42.3	44.1	43.8	44.7	45.6	45.9
40.3	41.1	40.3	40.8	40.8	41.4
38.5	38.8	37.3	37.6	38.2	38.2
36.7	36.4	34.9	35.5	36.4	36.7
34.9	34.3	33.2	34.3	35.8	36.1
33.4	32.9	32.3	33.7	35.5	35.8
32.9	32.3	31.7	33.7	35.5	35.8
32.9	32.3	31.7	33.2	34.9	35.2
33.2	32.6	31.4	32.9	34.0	34.3
33.4	32.9	30.8	31.7	32.3	32.6
33.4	32.3	30.2	30.5	30.5	30.8
32.9	31.4	29.0	29.0	28.7	28.7
32.9	30.2	27.8	27.2	26.6	26.6
32.6	29.9	27.5	26.6	25.8	25.8
32.0	29.3	26.9	25.8	24.9	24.9
29.9	28.1	25.5	24.3	23.4	23.1
26.6	25.8	23.7	22.8	21.9	21.6
22.5	22.8	21.6	21.0	20.1	19.8
18.9	19.5	18.9	18.6	18.1	17.8
15.1	16.3	15.7	15.7	16.0	15.4
11.5	13.0	12.4	13.0	13.6	12.7
8.0	9.5	9.5	9.8	10.1	9.5
5.0	6.2	5.9	6.2	6.2	5.9
8.2	10.1	9.2	8.8	6.5	6.2
6.0	6.0	6.0	5.0	4.0	4.0
7.0	7.0	7.0	6.0	5.0	5.0
9.0	9.0	8.0	8.0	7.0	7.0
21.0	12.0	10.0	9.0	8.0	8.0
40.0	27.0	18.0	13.0	11.0	11.0
63.0	48.0	36.0	27.0	22.0	21.0
88.0	73.0	58.0	49.0	42.0	41.0

**CANDELA DISTRIBUTION (continued):**

	115°	125°	135°
110°	121.0	120.0	114.0
112.5°	150.0	148.0	143.0
115°	182.0	179.0	174.0
117.5°	215.0	211.0	205.0
120°	250.0	246.0	243.0
122.5°	283.0	279.0	277.0
125°	315.0	313.0	310.0
127.5°	346.0	345.0	340.0
130°	381.0	377.0	372.0
132.5°	416.0	411.0	405.0
135°	448.0	443.0	437.0
137.5°	475.0	473.0	468.0
140°	502.0	500.0	497.0
142.5°	533.0	527.0	525.0
145°	562.0	556.0	551.0
147.5°	585.0	580.0	575.0
150°	600.0	597.0	593.0
152.5°	614.0	611.0	610.0
155°	631.0	626.0	628.0
157.5°	648.0	644.0	645.0
160°	664.0	658.0	655.0
162.5°	671.0	667.0	663.0
165°	677.0	672.0	673.0
167.5°	684.0	678.0	685.0
170°	689.0	686.0	691.0
172.5°	692.0	689.0	690.0
175°	695.0	690.0	690.0
177.5°	699.0	694.0	695.0
180°	700.0	700.0	700.0



-SL3-8030-ULG

145°	155°	165°	175°	180°
102.0	87.0	74.0	68.0	66.0
134.0	121.0	106.0	99.0	99.0
168.0	159.0	147.0	139.0	140.0
202.0	197.0	189.0	184.0	184.0
237.0	233.0	226.0	223.0	225.0
271.0	267.0	261.0	260.0	263.0
305.0	299.0	296.0	294.0	298.0
339.0	333.0	329.0	329.0	330.0
370.0	366.0	362.0	361.0	363.0
404.0	401.0	393.0	394.0	396.0
435.0	432.0	426.0	426.0	429.0
464.0	460.0	459.0	457.0	460.0
491.0	489.0	487.0	485.0	488.0
521.0	518.0	517.0	515.0	518.0
550.0	547.0	544.0	546.0	550.0
574.0	574.0	571.0	572.0	575.0
593.0	593.0	593.0	592.0	595.0
610.0	609.0	608.0	608.0	611.0
630.0	627.0	625.0	625.0	629.0
646.0	644.0	643.0	643.0	646.0
655.0	656.0	659.0	660.0	663.0
661.0	665.0	669.0	669.0	673.0
673.0	676.0	676.0	678.0	681.0
688.0	686.0	684.0	687.0	690.0
693.0	692.0	692.0	695.0	698.0
690.0	693.0	695.0	697.0	699.0
691.0	695.0	697.0	698.0	700.0
697.0	699.0	700.0	705.0	707.0
700.0	700.0	700.0	700.0	700.0

(END OF REPORT)